

## SERVICE AS REQUIRED

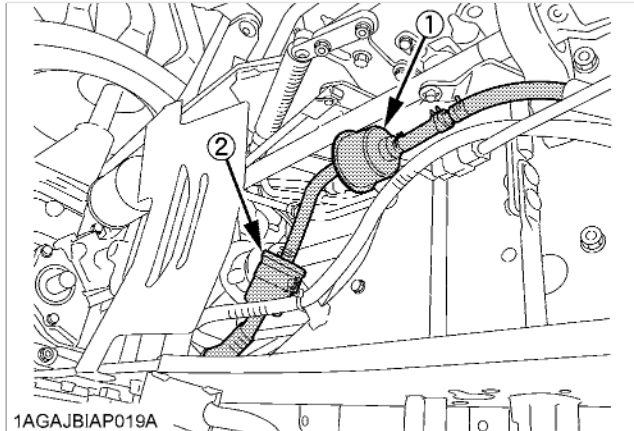
### ■ Bleeding Fuel System

Air must be removed:

1. When the fuel filter or lines are removed.
2. When the tank is completely empty.
3. After the tractor has not been used for a long period of time.

#### ◆ Bleeding procedure is as follows:

1. Fill the fuel tank with fuel.



(1) Fuel pump  
(2) Fuel filter

2. Turn the key switch to "ON" position for about 30 seconds. Doing so allows fuel pump to work and pump air out of the fuel system.
3. Start the engine and run for about 30 seconds, and then stop the engine.

### ■ Replacing Fuse

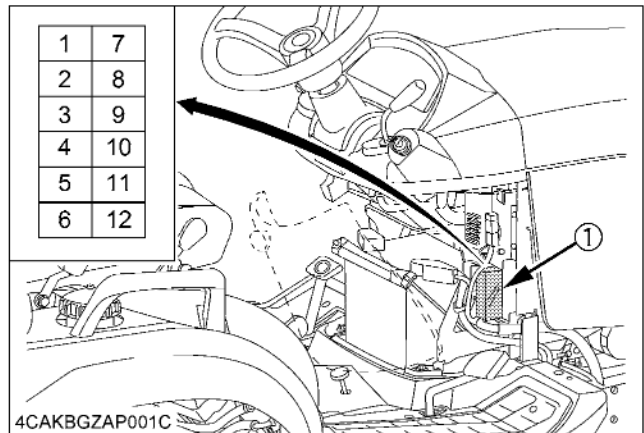
The tractor electrical system is protected from potential damage by fuses.

A blown fuse indicates that there is an overload or short somewhere in the electrical system.

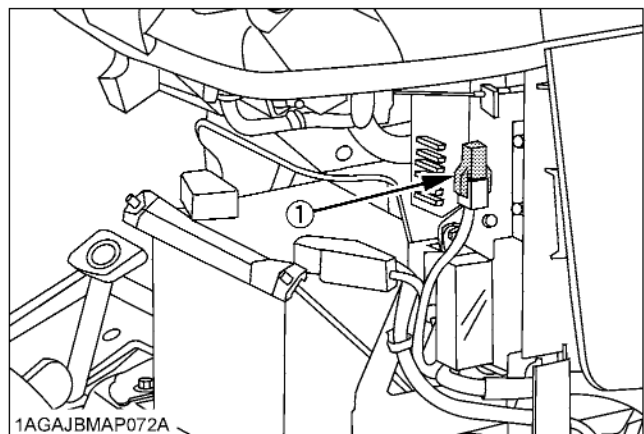
If any of the fuses should blow, replace with a new one of the same capacity.

#### IMPORTANT :

- Before replacing a blown fuse, determine why the fuse blew and make any necessary repairs. Failure to follow this procedure may result in serious damage to the tractor electrical system. Refer to the troubleshooting section of this manual or your local KUBOTA Dealer for specific information dealing with electrical problems.



(1) Fuse box



(1) Slow blow fuse