


1. INSTRUMENT PANEL



F-2494


■ Key and light switch

- ⚡ All the circuits are open. (Key can be removed)
- ⚡ Engine can be started. All meters and switches are turned on.
- ☰D Head lights on, high beam.
- ☰D Head lights dimmed, low beam.

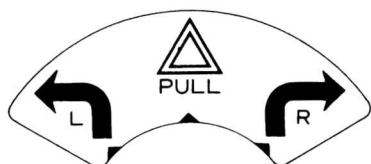


Take the key out when not using the tractor.

■ Hazard switch



F-2495




■ Starter/preheating switch

- (1) Turn the switch to "Preheat", to preheat the combustion chamber.
- (2) To start the engine, shift the hi-lo range-shift lever to neutral, and turn the starter switch to "Start." Take your fingers off the switch, and it will return automatically when the engine starts.

[PRECAUTION]

The engine will not start if the hi-lo range-shift lever is not in neutral.



F-2496

WIRING DIAGRAM

