



- (1) Wiring Harness 1  
(2) Radiator  
(3) Hydraulic Pipe  
(4) Hydraulic Pipe  
(5) Water Pipe  
(6) Mounting Screw  
(7) Screw  
(8) Battery Support  
(9) Oil Cooler

### Radiator and Battery Support

1. Remove the hydraulic pipes (3), (4).
2. Loosen the clamp and disconnect the water pipe (5).
3. Disconnect the connecting lead between head light and wiring harness 1 (1).
4. Remove the radiator mounting screw (6).
5. Remove the retaining screws (7) and separate the radiator (2), battery support (8) and oil cooler (9) as a unit.



Steering Wheel Puller



- (1) Steering Pad  
(2) Nut  
(3) Shuttle Lever Grip  
(4) Steering Post Cover  
(5) Neutral Lock Guide Grip  
(6) Steering Post Cover  
(7) Tilt Lever Grip  
(8) Steering Post Lower Cover

### Steering Wheel

1. Remove the grip (7) of steering wheel tilt lever.
2. Remove the grip (3) of shuttle lever.
3. [Hydraulic shuttle type] Remove the grip (5) of shuttle neutral lock guide.
4. Remove the steering post covers (4), (6).
5. Remove the steering pad (1) and loosen the steering wheel mounting nut (2).
6. Remove the steering wheel with the steering wheel puller (Code No: 07916-51090).
7. [Hydraulic shuttle type] Remove the shuttle neutral lock guide.
8. Remove the steering post lower cover (8).

### (When reassembling)

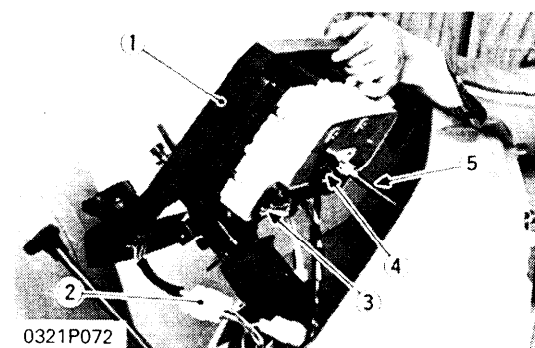
Tightening torque	Steering wheel mounting nut	29.4 to 49.0 N·m 3.0 to 5.0 kgf·m 21.7 to 36.2 ft·lbs
-------------------	-----------------------------	---

### ■ IMPORTANT

- Never hit the steering shaft by hammer, otherwise the bearing on the steering controller is broken.

### Panel Board

1. Remove the panel board mounting screw and lift the panel board (1).
2. Disconnect the hour meter cable (5).
3. Disconnect the wiring harness 12P connectors (3), (4) between wiring harness 3 and panel board.
4. Disconnect the wiring harness 8P connector (2) between light switch and wiring harness 3.
5. Remove the panel board.



- (1) Panel Board  
(2) 8P Connector  
(3) 12P Connector  
(4) 12P Connector  
(5) Hour Meter Cable